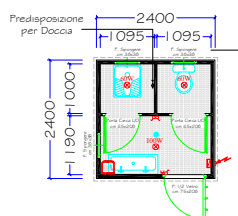
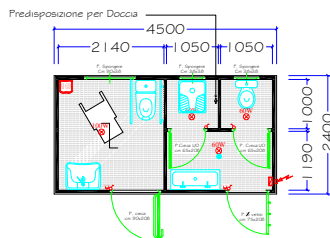


Serie Standard (Non Assemblabile)

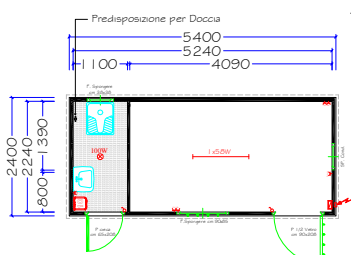
Monoblocchi prefabbricati coibentati SERIE ST, disponibili con altezza utile interna ml 2,40 (2,74 esterna), utilizzabili per le più svariate esigenze nei modelli di seguito riportati. Disponibili su richiesta anche arredati ad uso ufficio, spogliatoio, mense, infermerie e molto altro ancora.



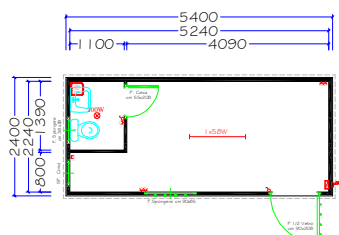
Modello ST06SA



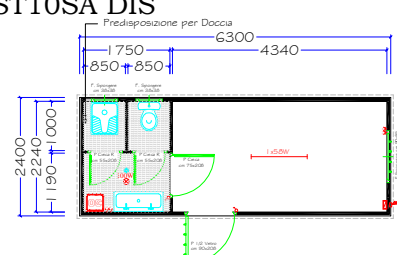
Modello ST10SA DIS



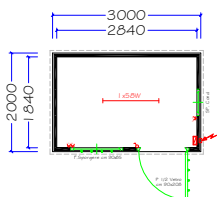
Modello ST13BE



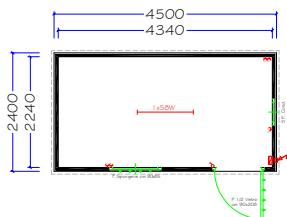
Modello ST13BL



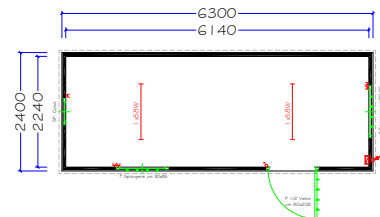
Modello ST15BS



Modello ST06



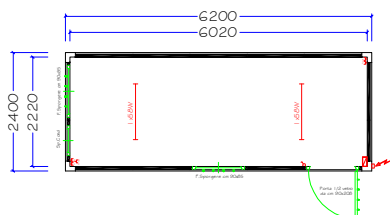
Modello ST10



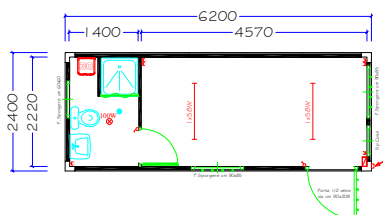
Modello ST15

Serie Pesante (Assemblabile/Sovrapponibile)

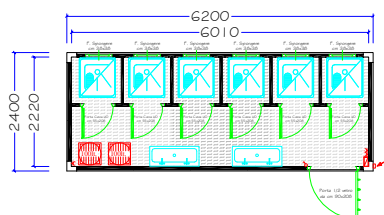
Il monoblocco modulare è una costruzione mobile multiuso, assemblabile, sovrapponibile e che permette combinazioni multiple. Caratteristica peculiare del monoblocco è la componibilità e la possibilità d'interscambio tra i vari elementi (porta, finestre, pannelli).



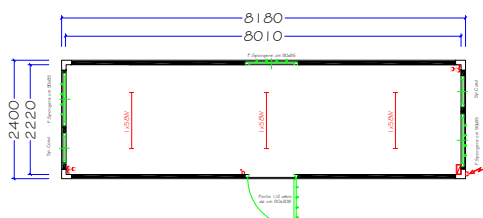
Modello XL15



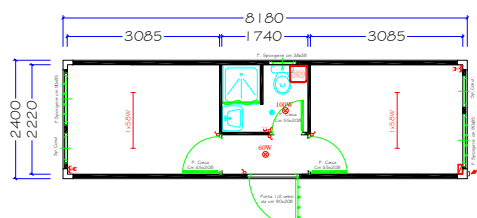
Modello XL15BL



Modello XL15SA



Modello XL20



Modello XL20BC